

YEAR 5 PROMPT sheet

5/1 Place value in numbers to 1million

The position of the digit gives its size

Millions	Hundred thousands	Ten thousands	thousands	hundreds	tens	units
1	2	3	4	5	6	7

Example

The value of the digit '1' is 1 000 000

The value of the digit '2' is 200 000

The value of the digit '3' is 30 000

The value of the digit '4' is 4000

5/2 Round numbers to nearest 10, 100, 1000, 10000, 100000

Example 1- Round 342 679 to the nearest 10 000

- Step 1 - Find the 'round-off digit' - 4
- Step 2 - Look one digit to the right of 4 - 2

5 or more? NO - leave 'round off digit' unchanged
- Replace following digits with zeros

ANSWER - 340 000

Example 2- Round 453 679 to the nearest 100

- 000 Step 1 - Find the 'round-off digit' - 5
- Step 2 - Look one digit to the right - 3

5 or more? YES - add one to 'round off digit'
- Replace following digits with zeros

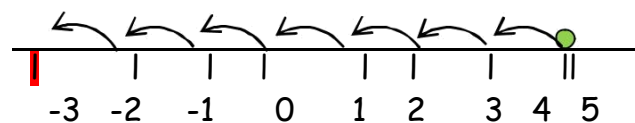
ANSWER - 500 000

5/3 Negative numbers

A number line is very useful for negative numbers.

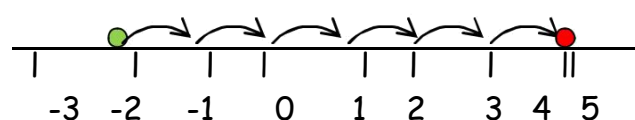
- The number line below shows:

$$4 - 7 = -3$$



- The number line below shows:

$$-2 + 6 = 4$$



5/4 Roman Numerals

The seven main symbols



I = 1

V = 5

X = 10

L = 50

C = 100

D = 500

M = 1000

Other useful ones include:

IV = 4

IX = 9

XL = 40

XC = 90

5/5 Written methods for addition

- Line up the digits in the correct columns
- Start from RIGHT to LEFT

e.g. 48 + 284 + 9

H	T	U
	4	8
2	8	4
1	2	9
+		
3	4	1

5/5 Written methods for subtraction

- Line up the digits in the correct columns
- Start from RIGHT to LEFT

e.g. 645 - 427

H	T	U
6	4	5
4	2	7
-		
2	1	8

5/6 Mental methods for addition

- Start from LEFT to RIGHT

Example 1 - think of: 45

+ 32 as 45 + 30 + 2

- But in your head say:

45 75 77

Example 2 - think of:

1236 + 415 as 1236 + 400 + 10 + 5

- But in your head say:

1236 1636 1646 1651

5/6 Mental methods for subtraction

Example 1 - think of:

56 - 32 as 56 - 30 - 2

- But in your head say:

56 26 24

Example 2 - think of:

1236 - 415 as 1236 - 400 - 10 - 5

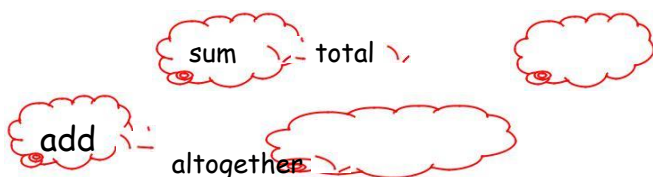
- But in your head say:

1236 836 826 821


5/7 Multi-step problems

Based upon 5/6.

Words associated with addition:



Words associated with subtraction:



5/8 Multiples & factors

- FACTORS** are what divides exactly into a number

e.g. Factors of 12 are:

1	12
2	6
3	4

Factors of 18 are:

1	18
2	9
3	6

The common factors of 12 & 18 are: 1, 2, 3, 6, The Highest Common Factor is: 6

- MULTIPLES** are the times table answers

e.g. Multiples of 5 are:

5	10	15	20	25
---	----	----	----	----	-------

Multiples of 4 are:

4	8	12	16	20
---	---	----	----	----	-------

The Lowest Common Multiple of 5 and 4 is: 20

5/9 Prime numbers

Prime numbers have only TWO factors

The factors of 12 are:

1, 2, 3, 4, 6, 12



12 is NOT prime

It is composite

Factors of 7 are:

1, 7



7 IS prime

Prime numbers to 20

1	2	3	4	5
6	7	8	9	10
11	12	13	14	15
16	17	18	19	20

The number '1' is NOT prime

It has only ONE factor

5/10 Multiplication using a formal method

- By a ONE-DIGIT number

e.g. 3561×7 COLUMN METHOD

$$\begin{array}{r} 3561 \\ 7 \times \\ \hline 24927 \\ 34 \end{array}$$

e.g. 3561×7 GRID METHOD

	3000	500	60	7
7	21000	3500	420	49

$$21000 + 3500 + 420 + 49 = 24927$$

- By a TWO-DIGIT number

e.g. 152×34 COLUMN METHOD

$$\begin{array}{r} 152 \\ 34 \times \\ \hline 608 \quad (\times 4) \\ 4560 \quad (\times 30) \\ \hline \mathbf{5168} \end{array}$$

e.g. 152×34 GRID METHOD

	100	50	2
30	3000	1500	60
4	400	200	8

$$152 \times 34 = 3400 + 1700 + 68 = \mathbf{5168}$$

5/10 Division using a formal method

- By a ONE-DIGIT number

e.g. $9138 \div 6$

$$\begin{array}{r} 1526 \\ 6 \overline{)9138} \end{array}$$

- By a TWO-DIGIT number

e.g. $4928 \div 32$ SAME METHOD

(Except write down some of your tables down first)

32
64
96
128
160

$$\begin{array}{r} 0154 \\ 32 \overline{)4928} \end{array}$$

$$4928 \div 32 = \mathbf{154}$$

e.g. $4928 \div 32$ ALTERNATE METHOD

- Divide
- Multiply
- Subtract
- Bring down - Make a new number
- Divide ...

$$\begin{array}{r} 0154 \\ 32 \overline{)4928} \\ \underline{-32} \\ 172 \\ \underline{-160} \\ 128 \\ \underline{-128} \\ 000 \end{array}$$

$$4928 \div 32 = \mathbf{154}$$

5/11 Multiply & divide by 10, 100, 1000

- By moving the decimal point

To **multiply** by 10 move the dp ONE place RIGHT

e.g. $13 \overset{\curvearrowright}{\times} 10 = 130$

$$3.4 \times 10 = 34$$

To **divide** by 10 move the dp ONE place LEFT

e.g. $13 \overset{\curvearrowleft}{\div} 10 = 1.3$

$$3.4 \div 10 = 0.34$$

- By moving the digits





To multiply by 10 move the digits ONE place LEFT

e.g. 3.52×10
 $\swarrow \searrow$
 $= 35.2$



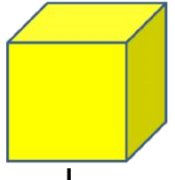
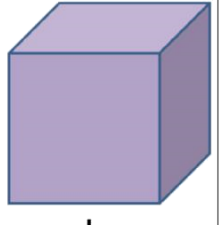
To multiply or divide by 100 move TWO places
 To multiply or divide by 1000 move THREE places

5/12 Square & Cube numbers

Square numbers


1	2	3	4
			
1x1	2x2	3x3	4x4
1^2	2^2	3^2	4^2
1	4	9	16

Cube numbers


			
1x1x1	2x2x2	3x3x3	4x4x4
1^3	2^3	3^3	4^3
1	8	27	64

5/13 Fractions

- To compare fractions
 - the denominators must be the same

$\frac{2}{3}$ and $\frac{5}{6}$ \longrightarrow 

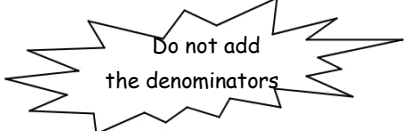
\downarrow

$\frac{4}{6}$ and $\frac{5}{6}$ \longrightarrow 

$$\begin{array}{r} 5 \\ \underline{} \end{array} \quad \begin{array}{r} 2 \\ \underline{} \end{array}$$

so 6 is bigger than 3

- To add and subtract fractions
When the denominators are the same

$\frac{5}{8} + \frac{1}{8} = \frac{6}{8}$ 

$\frac{5}{8} - \frac{1}{8} = \frac{4}{8}$ 

5/13 To add subtract fractions (cont)

When the denominators are different

$$\begin{array}{r} \frac{3}{8} + \frac{1}{4} \quad (\times 2) \\ \hline \frac{3}{8} + \frac{2}{8} \quad (\times 2) \\ \hline \frac{5}{8} \end{array}$$

Multiply to make the denominators the same

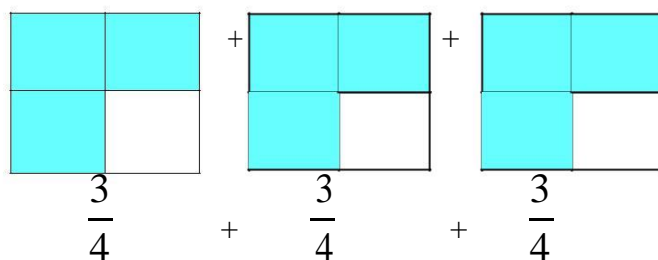
$$8 + 8 = 8$$

- A mixed number can be changed back into an improper fraction

$$1\frac{1}{2} = \frac{3}{2}$$
$$2\frac{3}{4} = \frac{11}{4}$$

5/16 Multiply fractions

Multiply is the same as repeated addition



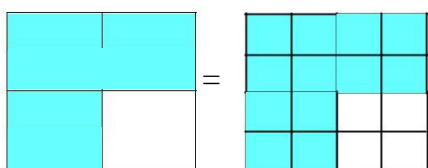
$$\frac{3}{4} \times 3 = \frac{3}{4} + \frac{3}{4} + \frac{3}{4} = \frac{9}{4} = 2\frac{1}{4}$$

OR

$$\frac{3}{4} \times \frac{3}{1} = \frac{9}{4} = 2\frac{1}{4}$$

5/14 Equivalent fractions

These fractions are the same but can be drawn and written in different ways



$$\frac{3}{4} = \frac{12}{16}$$

$$\frac{3}{4} \quad (\times 4) = \frac{12}{16} \quad (\times 4)$$

Fractions can also be divided to make the fraction look simpler - this is called **CANCELLING** or **LOWEST FORM**

$$\frac{12}{16} \quad (\div 4) = \frac{3}{4} \quad (\div 4)$$

5/15 Mixed & improper fractions

- An improper fraction is top heavy & can be changed into a mixed number

$3\frac{1}{2}$ can be shown in a diagram

$$\frac{3}{2} = 1\frac{1}{2}$$

Improper fraction

Mixed number

5/17 Round decimals

Rules for rounding

1. Find the 'round off' digit
2. Move one digit to its right
3. Is this digit 5 or more
Yes - add one to the round off digit
No - don't change the round off digit

• To the nearest whole number

e.g. 1 - To round 5.62 to the nearest whole



5.62 rounded to nearest whole = 6

e.g. 2 - To round 5.32 to the nearest whole



5.32 rounded to nearest whole = 5

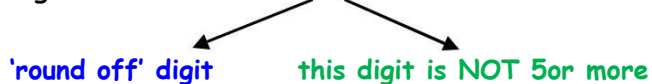
• To one decimal place

e.g. 1 - To round 12.37 to 1 decimal place



12.37 rounded to 1dp = 12.4

e.g. 2 - To round 12.32 to the nearest whole



12.37 rounded to 1dp = 12.3

5/18 Read & write decimals

The value of each digit is shown in the table

hundreds	tens	units	•	tenths	hundredths	thousandths
3	5	2	•	6	1	7
300	50	2		$\frac{6}{10}$	$\frac{1}{100}$	$\frac{7}{1000}$
352				$\frac{61}{100}$	$\frac{7}{1000}$	
352				$\frac{617}{1000}$		

5/18 Order decimals

Example - To order 0.28, 0.3, 0.216

- Write them under each other
- Fill gaps with zeros
- Then order them
-

0.28 → 0.280

0.3 → 0.300

0.216 → 0.216

Order: smallest largest
 0.216 0.28 0.3

5/19 Decimal & Percentage equivalents **Learn**

÷1000

Fraction	Decimal	Percentage
$\frac{1}{2}$	0.5	50%
$\frac{1}{4}$	0.25	25%
$\frac{1}{5}$	0.2	20%
$\frac{1}{10}$	0.1	10%
$\frac{1}{100}$	0.01	1%

Some fractions have to be changed to be 'out of 100'

$$\frac{11_{(\times 4)}}{25_{(\times 4)}} = \frac{44}{100} = 0.44 = 44\%$$

5/20 Convert metric measure

- Length**

- Mass or weight**


kilograms (kg) $\times 1000$
 grams (g)
 $\div 1000$

- Capacity or volume**

litres (l) $\times 1000$
 millilitres (ml)

5/20 Imperial measure

- 1 inch is about 2.5cm



- 1km = 1.6 miles or 5miles = 8km

- 1kg is about 2.2pounds



- A litres of water's a pint and three quarters

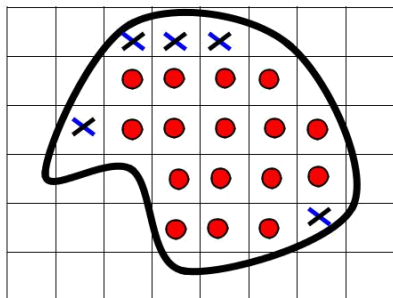


- A gallon is about 4.5 litres



5/21 Area & Perimeter

• Estimate area



Number of whole squares () = 16

Number of $\frac{1}{2}$ or more () = 5

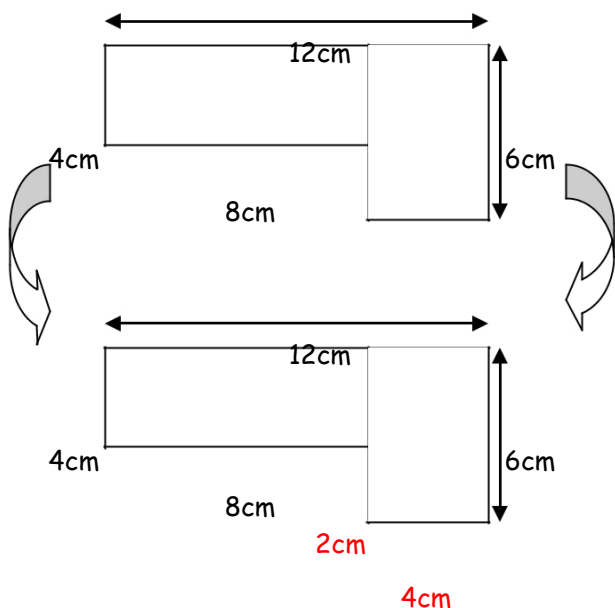
Estimated area = 21 squares

• Shapes composed of rectangles

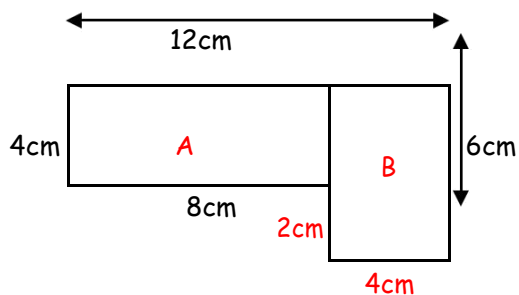
Put on all missing lengths first

For perimeter - ADD all lengths round outside

For area - split into rectangles & add them together



Perimeter = 12 + 6 + 4 + 2 + 8 + 4 = 36cm

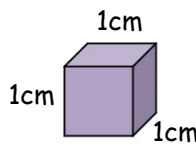


Area of shape = Area of A + B
 = $(8 \times 4) + (6 \times 4)$
 = 32 + 24

5/22 Volume

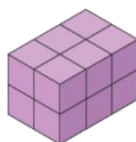
Volume is measured in cubes

The 1 cm cube



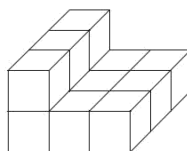
The volume of this cube is 1 cm^3
 (1 cubic centimetre)

It holds 1ml of water



This cuboid contains 12 cubes

So the volume is 12 cm^3

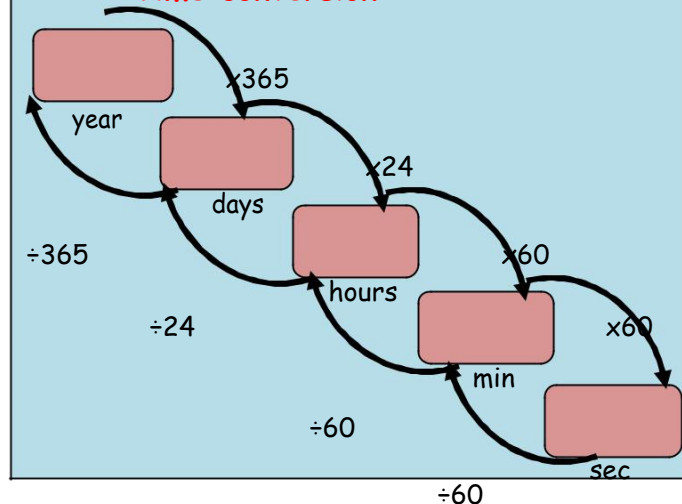


This 3D shape contains 12 cubes

So the volume is 12 cm^3

5/23 Units of time

• Time conversion



• Time intervals

Always go to the next whole hour first

Example: 0830 to 1125

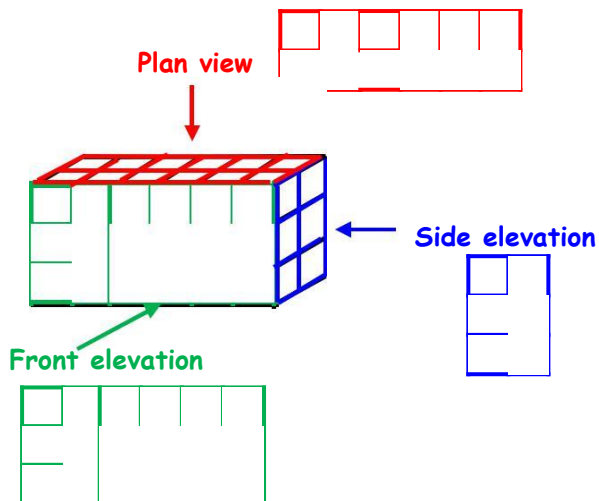
30min + 2h 25min = 2h 55min

0830 0900 1125

$$= \underline{56\text{cm}^2}$$

5/24 2D representations of 3D shapes

- There are 3 views:

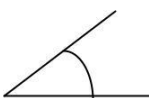


5/25 Angles

- Types of angles**

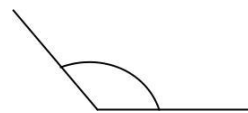
Acute

(less than 90°)



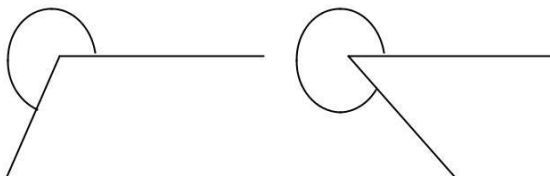
Obtuse

(Between 90° & 180°)

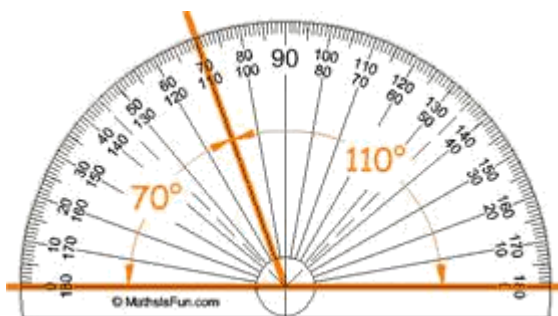


Reflex

(Between 180° & 360°)

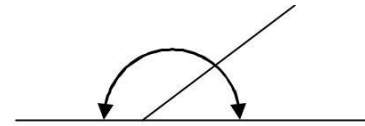


- Measure and draw angles**

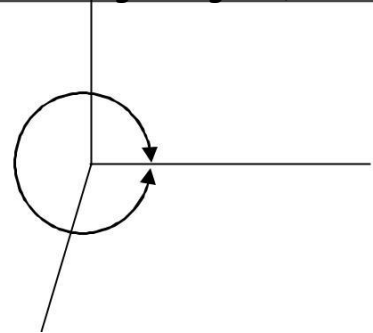


To be sure, count the number of degrees between the two arms of the angle

5/26 Angles



Angles on a straight line add up to 180° or 2 right angles ($2 \times 90^\circ$)



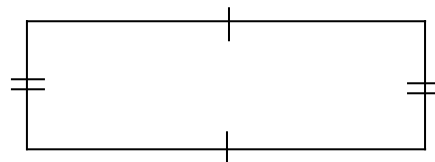
Angles about a point add up to 360° or 4 right angles ($4 \times 90^\circ$)

5/27 Properties of the rectangle

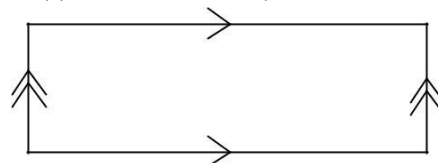
- A rectangle is a quadrilateral (4 sided shape)
- All angles are 90°



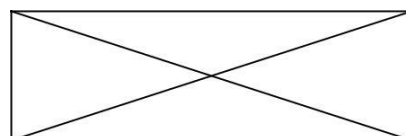
- Opposite sides are equal



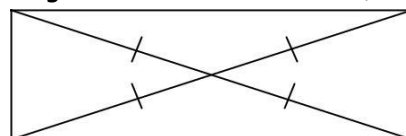
- Opposite sides are parallel



- Diagonals are equal



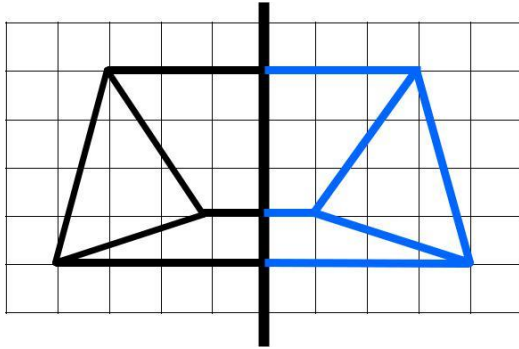
- Diagonals bisect each other (cut in half)



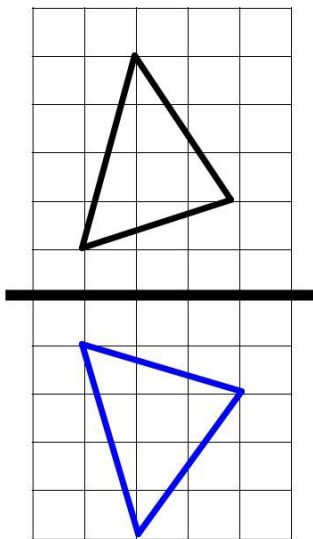
- A square is a special rectangle**

5/28 Reflection

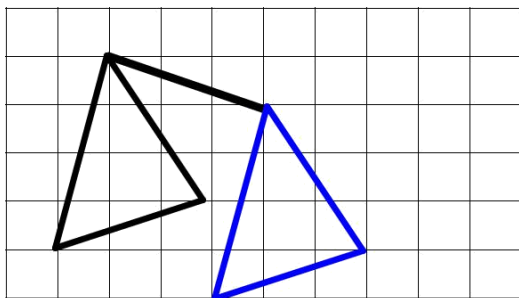
- Reflection in a vertical line



- Reflection in a horizontal line



5/28 Translation - 4 right & 1 down



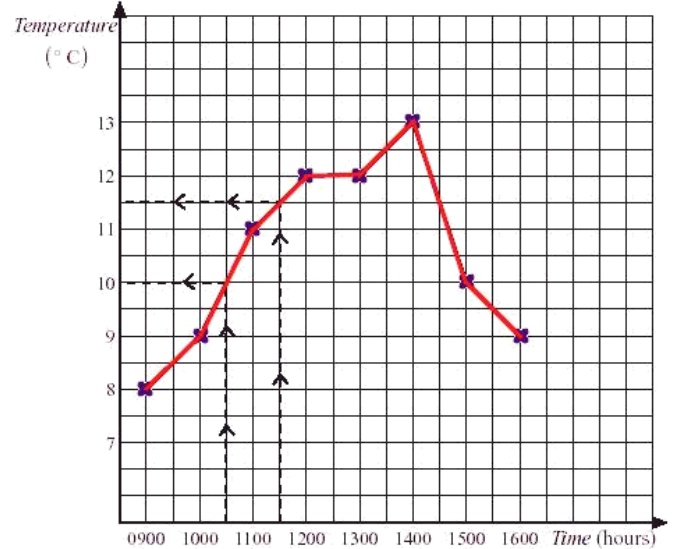
- In reflection and translation the shapes remain the same size and shape - CONGRUENT
- In reflection the shape is flipped over
- In translation the shape stays the same way up

5/29 Line graphs

- Find the difference

Example 1 : What was the difference in temperature between 1030 and 1130?

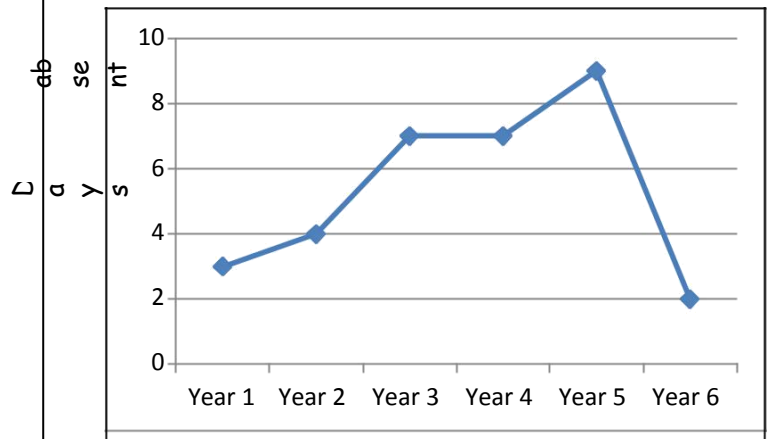
Answer: $11.5^{\circ}\text{C} - 10^{\circ}\text{C} = 1.5^{\circ}\text{C}$



- Find the sum of the data

Example: What was the total number of days absent over the 6 years?

Answer: $3 + 4 + 7 + 7 + 9 + 2 = 32$ days



5/30 Interpret information in tables

- Distance table

Example: Find the distance between **Leeds** and **York**
Answer: 40miles

Hull				
100	Leeds			
162	73	Manchester		
110	60	65	Sheffield	
63	40	118	95	York

- Timetable

Example: How long is the film?

Answer: $1.10 - 2.35 = 1\text{h } 25\text{min} = 85\text{min}$

6.30am	Educational programme
7.0	Cartoons
7.25	News and weather
8.0	Wildlife programme
9.0	Children's programme
11.30	Music programme
12.30pm	Sports programme
1.00	News and weather
1.10 - 2.35pm	Film

- Table of results of goals scored

Example: Did boys or girls score the most goals?

Answer: Boys: $6+3+3+6=18$

Girls: $7+5=12$

Boys scored the most goals

	Game 1	Game 2	Game 3	Game 4	Game 5	Frequency
Peter	1	0	0	2	3	6
John	0	2	1	0	0	3
Ryan	1	0	1	1	0	3
Claire	2	0	2	1	2	7
Bill	3	1	1	0	1	6
Susan	0	1	3	1	0	5